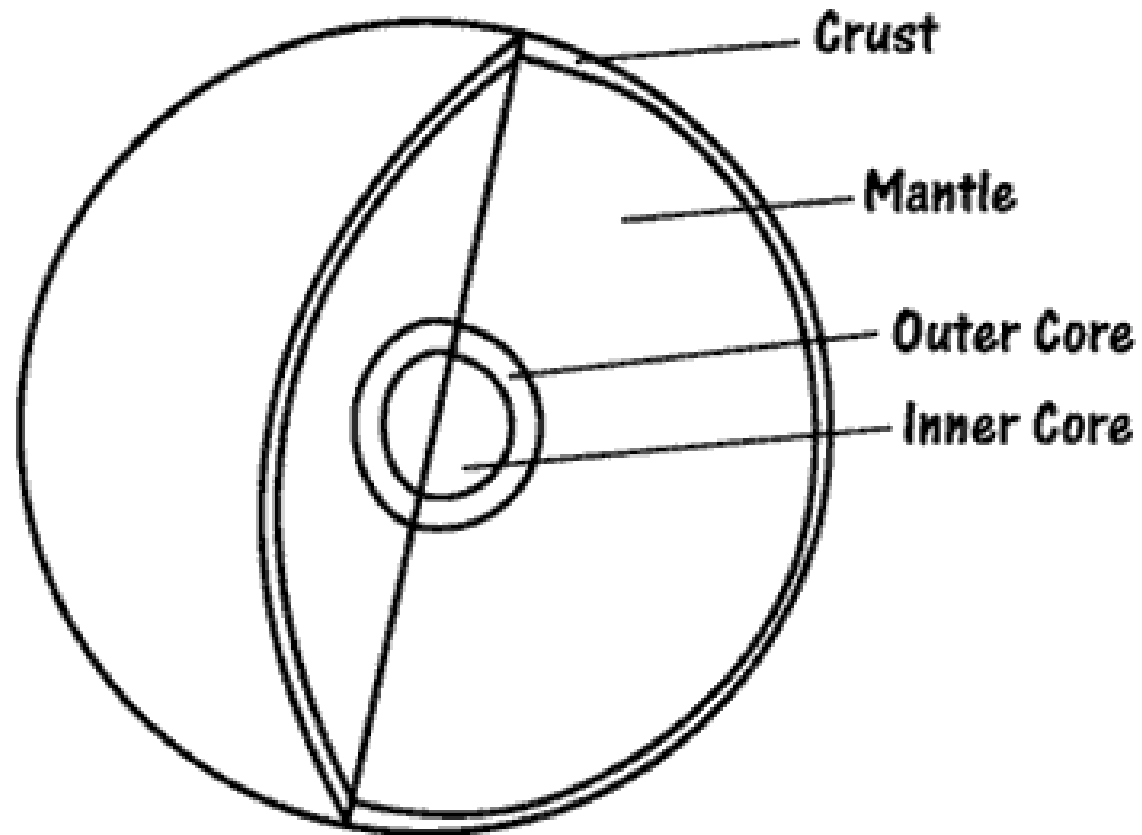


Name _____

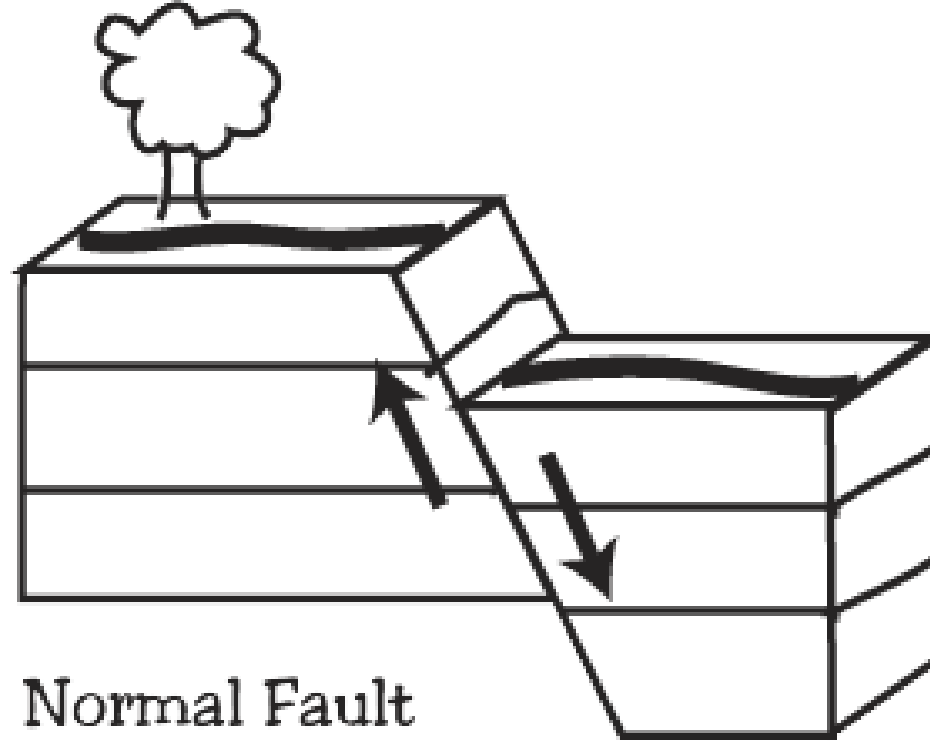
Layers of the Earth



To learn more about earthquake preparedness visit the City of Seattle Office of Emergency Management: www.seattle.gov/emergency/

Coloring sheet images courtesy of USGS: <http://earthquake.usgs.gov/earthquakes/>


Name _____



To learn more about earthquake preparedness visit the City of Seattle Office of Emergency Management: www.seattle.gov/emergency/

Coloring sheet images courtesy of USGS: <http://earthquake.usgs.gov/earthquakes/>

Name _____



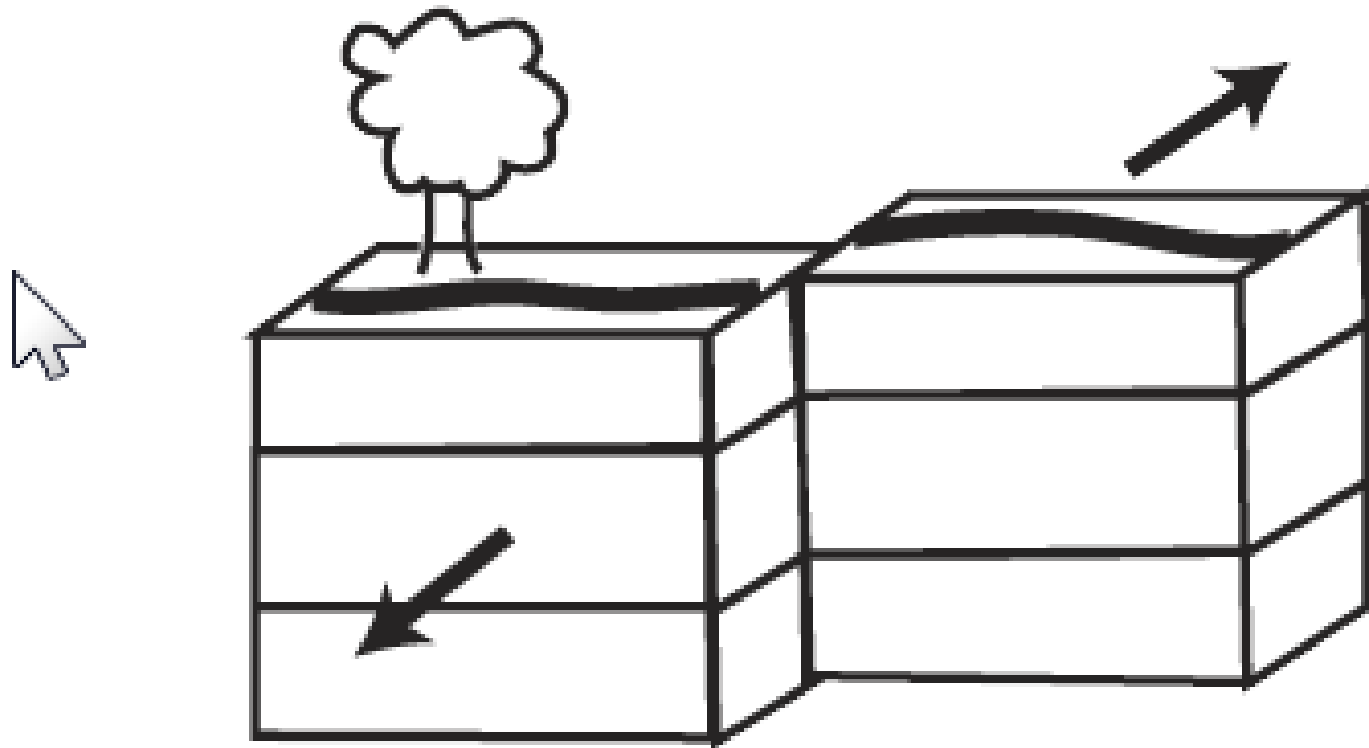
Thrust Fault



To learn more about earthquake preparedness visit the City of Seattle Office of Emergency Management: www.seattle.gov/emergency/

Coloring sheet images courtesy of USGS: <http://earthquake.usgs.gov/earthquakes/>

Name _____



Strike-slip Fault




To learn more about earthquake preparedness visit the City of Seattle Office of Emergency Management: www.seattle.gov/emergency/

Coloring sheet images courtesy of USGS: <http://earthquake.usgs.gov/earthquakes/>

Name _____


S Waves



To learn more about earthquake preparedness visit the City of Seattle Office of Emergency Management: www.seattle.gov/emergency/

Coloring sheet images courtesy of USGS: <http://earthquake.usgs.gov/earthquakes/>

Name _____



To learn more about earthquake preparedness visit the City of Seattle Office of Emergency Management: www.seattle.gov/emergency/

Coloring sheet images courtesy of USGS: <http://earthquake.usgs.gov/earthquakes/>