



Seattle Police Department

# SEA STAT

April 27, 2016



# PRINCIPLES OF SEASTAT

## **1. Accurate and Timely Information**

Know what is happening

## **2. Effective Tactics**

Have a plan

## **3. Rapid Deployment**

Do it quickly

## **4. Relentless Follow-up and Assessment**

If it works, do more. If not, do something else

# FORMULATING CRIME REDUCTION STRATEGIES

## Focus on...

- *Problem Locations*
- *Prolific Offenders*
- *Repeat and Vulnerable Victims*



# CITYWIDE MAJOR CRIME

## 28 Day & Year to Date (YTD) Detail

Crime Category	WEEK 1 03/27 - 04/02	WEEK 2 04/03 - 04/09	WEEK 3 04/10 - 04/16	WEEK 4 04/17 - 04/23	28 DAY Total	YTD 04/23 2015	YTD 04/23 2016	YTD Amount Change
Homicide	2	1	0	0	3	6	10	4
Rape	1	6	4	5	16	37	47	10
Robbery	28	31	28	37	124	490	467	-23
DV Assault - Aggravated	8	7	7	8	30	194	185	-9
Assault-Aggravated (Excludes DV)	29	22	21	29	101	385	431	46
<b>Person Crime TOTAL</b>	<b>68</b>	<b>67</b>	<b>60</b>	<b>79</b>	<b>274</b>	<b>1,112</b>	<b>1,140</b>	<b>28</b>
Burglary - Residential	97	80	100	88	365	1,495	1,611	116
Burglary - Non-Residential	54	45	48	47	194	577	763	186
Larceny-Theft	211	169	185	162	727	3,871	3,407	-464
Carprowl/Theft-Auto Accessories-Auto Parts-License Plate	237	265	247	234	983	3,853	4,593	740
Motor Vehicle Theft	64	63	72	80	279	1,271	1,259	-12
<b>Property Crime TOTAL</b>	<b>663</b>	<b>622</b>	<b>652</b>	<b>611</b>	<b>2,548</b>	<b>11,067</b>	<b>11,633</b>	<b>566</b>
<b>GRAND TOTAL</b>	<b>731</b>	<b>689</b>	<b>712</b>	<b>690</b>	<b>2,822</b>	<b>12,179</b>	<b>12,773</b>	<b>594</b>

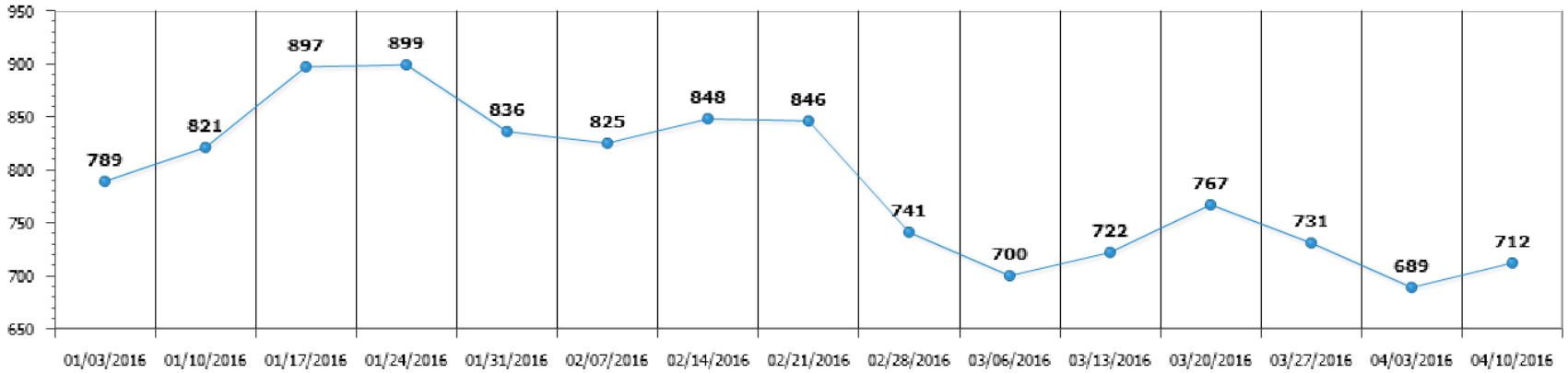
SPD Operations Dashboard Snapshot - 4/26/16



# OPERATIONS DASHBOARD UPDATE

## YTD Weekly Line Graph Addition

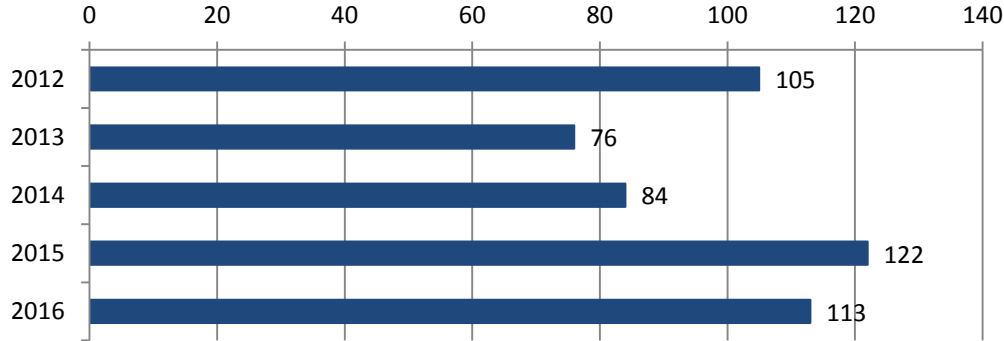
YTD Weekly Totals




SPD Operations Dashboard Snapshot - 4/26/16

# SHOTS FIRED REPORT

**Shots Fired YTD**  
January 1 to April 25 (2012-2016)



**Shootings by Injury Type YTD**  
January 1 to April 25 (2015 and 2016)



**Shots Fired** counts are comprised of multi-category general offense reports with evidence of, or eyewitnesses to, shots fired. Self-inflicted and Officer Involved Shootings are excluded. Report inception: 2012.

## Shots Fired March 29 to April 25, 2016 (22 GOs citywide\*)

\*Does not include most Self Inflicted or OIS

### 28 Day Overview

